

KALA

KALAXY


A reasonable
investment
with a fast
return



SIGNIFICANT TIME AND LABOUR COST SAVINGS IN YOUR PRINT FINISHING DEPARTMENT

- If cutting prints is the most labour intensive and time consuming task in your work shop today, this automatic XY trimmer is the solution.
- Eliminate the bottleneck in your production due to cutting rolls into rectangle sheets.
- Robust construction
- Available in 3 different versions reasonably priced in accordance with your printing equipment.
- Faster than your router to cut just square. Allow more production time for your routing unit to produce contour cuts and higher value products.
- Perfect for cutting many types of media, such as paper, vinyl, wall paper, canvas, laminated substrates, light and thick PVC banner material, polycarbonate... and more. Do not hesitate to ask for test.

• 3 MODELS AVAILABLE




KALAXY II

Base model.
Perfect for basic cut not requiring a high grade of accuracy in Y trimming.



KALAXY PLUS

Same as KalaXY V2
+ Manual adjustment of the entire set of Y cutting blades controlled electrically on the fly to correct errors due to misalignment of the rolls of print.



KALAXY PRO

Manual adjustment of the entire set of Y cutting blades controlled electrically on the fly to correct errors due to misalignment of the rolls of print.
Automatic correction of the media edge.

—• CUTTING METHODS

X CUTTING

KalaXY offers several cutting modes, easy to program from its touchscreen control panel. Horizontal or X Cutting is done automatically, by reading cutting marks or at fixed programmed lengths.

Cutting marks (single or double lines) can be generated with most RIP softwares available on the market.

Exclusive stop mark: the machine will stop automatically upon reading a specific stop mark included in the print file. This mark can be generated in your rip or inserted manually. This allows to manually reset the (Y) blade position to the required position for the next print series on the same roll.




Self sharpening X cutting blade with a counter blade. 2 diameters of blade available depending on the media to be cut. Very easy and quick to change by the operator, these blades are not highly priced.



Mark reading sensor



Manual X cutting angle correction: the X cutting edge can be corrected manually to match the exact cutting marks on the print. after feeding it.



Cut marks can be generated specifically in SAI or Caldera in their Software, and more generally with all other rips.



Y CUTTING

Vertical or (Y) cutting blades are positioned manually. As standard the machine is delivered with 3 Y blade holders - 2 single blade and a double blade.

Additional single or double blade holders are available as an option.

Removal media guides to convey the cut sheets out of the machine are included.

The Y blades are very easy and quick to change and not expensive.

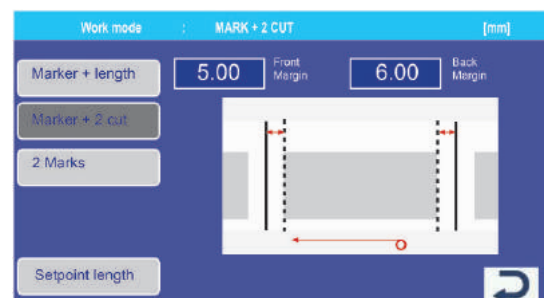


—• CONTROL OF THE OPERATION

A user friendly control panel, simple to understand and operate.

Available in 5 languages: English, French, German, Spanish and Polish.

Speed and cutting mode selection, cutting parameters (speed and acceleration), programming number of cuts, service...



—• TECHNICAL DETAILS

MEDIA FEEDING

Media rolls are loaded on a 3" Kala shaft compatible with our 1650 laminators. Heavy rolls are evenly supported by the shaft and don't depend on just a carton mandrel that can cause wrinkles and lack of precision.

Max. diameter 25 cm (10"), weight 50 kg (110 lbs.).



CATCH BASKET



For roll lifters, ask us about our RollJack

EASINESS & SECURITY

MAINTENANCE

Blades are very easy to change by the operator.
No costly maintenance contract is required.
Only cleaning and oiling designated parts is necessary.

SAFETY


KalaXY complies with all machines directives listed in the machine directives.
X cutting mechanism is protected by a plexy cover controlled by sensors.

AVAILABLE OPTIONS


Collection table

Table on rails, in 3 foldable parts to match the length of the prints, with magnetic stoppers.
Maximum length 2,4 m.

Code :



3" Kala shaft




Optional guiding rollers for improved accuracy in Y cutting.

This set of guiding rollers consists of one rubber roller driven by the Y blade driving shaft and a pressing roller that presses onto the media to guide it after Y cutting. Cutting accuracy improves, in particular with slippery materials.

Code : XYRL, set of 1 driving roller and 1 pressing roller

Additional Y blade holders, single or double including media guide

Code :



TECHNICAL DATAS

	KalaXY V2	KalaXY V2 PLUS	KalaXY V2 PRO
Maximum thickness of material	1 mm - 40 mil		
Maximum working width	1650 mm - 65"		
Maximum diameter and weight of media roll	250 mm - 10" — 50 kg - 110 lbs.		
Operating speed	Up to 18 m (60 ft)/minute		
Electrical requirements	110 V/1200 W — 230 V/600 W — 50-60 Hz		
Touchscreen control panel language	English, French, German, Spanish, Polish		
Accuracy cross cutting	+/- 1 mm (0,04")		
Adjustable speed	0,3 to 6,2 m/mn - 0,9 to 21 ft/mn		
Cutting modes	Mark recognition, set length		
Electrical adjustment of set of Y blades on the fly		✓	✓
Automatic alignment of media edge			✓
Overall dimensions LxWxH (mm)	262 x 73 x 120	262 x 73 x 120	262 x 83 x 120
Overall dimensions LxWxH (feet)	8' 7" x 2' 5" x 3' 11"	8' 7" x 2' 5" x 3' 11"	8' 7" x 2' 9" x 3' 11"
Weight	254 kg – 560 lbs.	284 kg – 626 lbs.	334 kg – 736 lbs.
Shipping dimensions (cm)	275 x 80 x 152	275 x 80 x 152	275 x 102 x 152
Shipping dimensions (feet)	9' x 2' 8" x 5'	9' x 2' 8" x 5'	9' x 3' 4" x 5'
Shipping dimensions (feet)	370 kg – 815 lbs.	400 kg – 882 lbs.	450 kg – 992 lbs.
Warranty	1 year		

Made in Poland